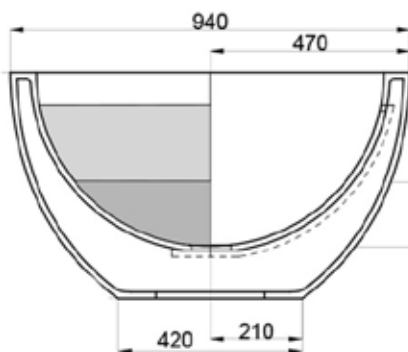
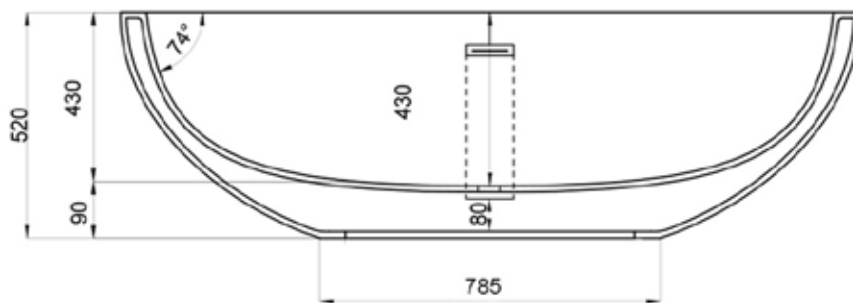
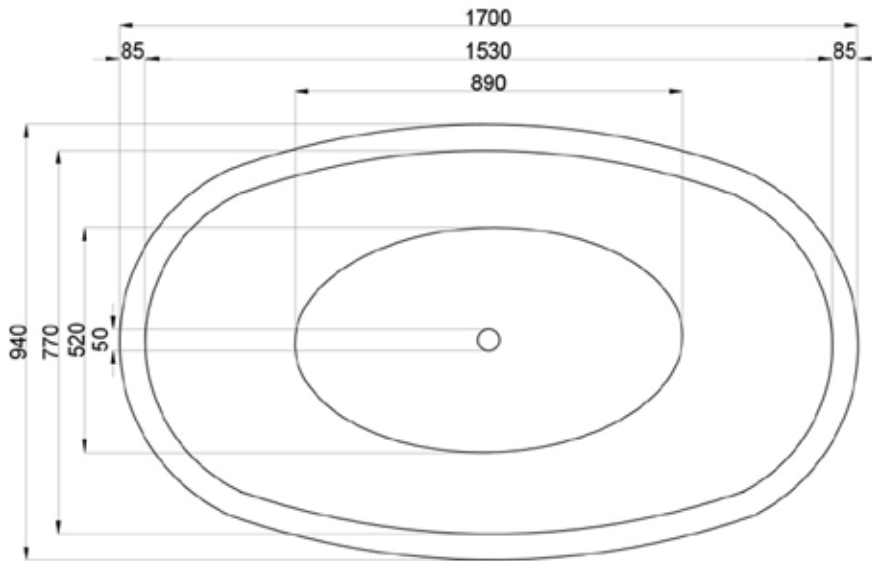




JEE-O by DADO angela bath specifications



Ltrs	Kgs
250	340
100	190
0	90



Note :
when using the JEE-O bath siphon in this bathtub make sure to add an additional minimum recess of 3 cm under the bath

Article code:	SBM041	Dimension package:	L 1790 x W 980 x H 680 mm L 70.5 x W 38.6 x H 26.8"
Material:	DADOquartz - Scratch & abrasion resistant	Package weight:	50kg /110lb
Color:	Pearl white matt finish	UV stability:	6 / BSEN438
Waste diameter:	50mm	25 year warranty	
Dimensions:	L 1700 x W 940 x H 520 mm L 66.9 x W 37.0 x H 20.5"	HS code:	69109000
Bathtub rim:	85mm /3.3"		
Net weight:	90kg /198lb		
Water capacity:	250L /66.0gal		

Note: cast products are subject to size variation of +/- 5 %

